
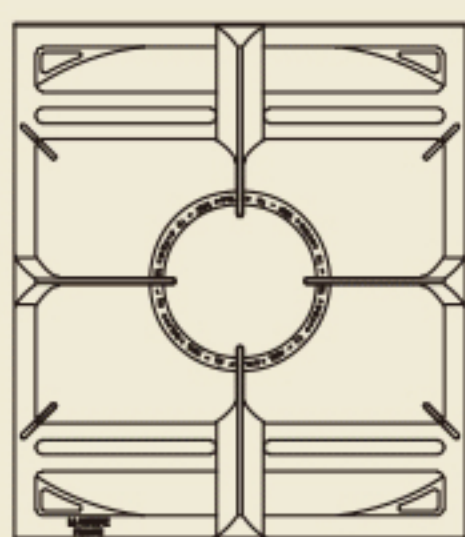


Options with the Gas Cooktop

Power of the burners: Château® line = 2 kW, 4 kW and 6 kW




2 GAS BURNERS  
Small burner  
at the back



1 LARGE SINGLE  
GAS BURNER




LARGE SOLID TOP



SMALL  
SOLID TOP



LAVA ROCK  
GRILL



REVERSIBLE  
SNACK PLATE

Château cooktop

Available in all sizes of Château® line  
(gas or electric or mixed)  
Model shown: Château 150  
150 cm W, 70 cm D, 20 cm H  
Rush Green enamel  
with brushed stainless steel trims.


Options with the Electric Cooktop



LARGE SOLID TOP



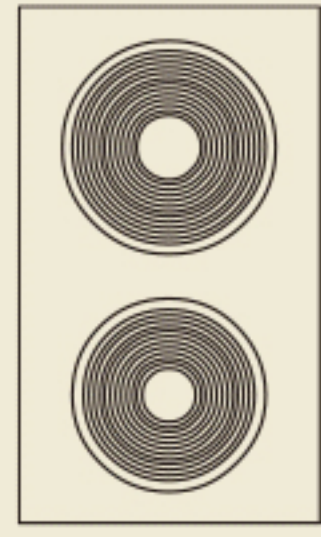
SMALL  
SOLID TOP




LARGE  
TEPPAN YAKI



SMALL  
TEPPAN YAKI



2 CERAMIC  
PLATES  
(Diam. 145 mm  
and 195 mm)



2 INDUCTION  
PLATES  
(Diam. 180 mm  
and 210 mm)



Flamberge - Rotisserie  
(gas)

Frontage: 81,5 cm W, 38 cm D, 79,2 cm H  
Cut-out: 76 cm W, 48 cm D, 73 cm H  
Model shown: Matt Black enamel  
Stainless Steel trims.

Colours

Aquamarin	Pure White	Brilliant Black	Antique White	Matt Black	Royal Blue	Burgundy	Chocolate	Eggplant
Cocoa	Pebble Grey	Ultra Black	Lavender Blue	Azulejo Blue	Sahara Sand	Terracotta	Summer Blue	Almond Green
Stainless Steel	French Blue	Dark Navy Blue	Moss Green	Lafayette Blue	Rush Green	Pistachio Green	British Racing Green	Solid Copper

Trims

Brushed Brass and Brushed Stainless Steel	Brushed Brass and Brushed Stainless Steel front rail	Polished Brass and Brushed Stainless Steel	Polished Brass and Brushed Stainless Steel front rail	Polished Brass	Brushed Brass	Chrome and Polished Stainless Steel	Nickel and Brushed Stainless Steel	Chrome and Brushed Stainless Steel	Polished Copper	Polished Copper and Brushed Stainless Steel	Polished Copper and Brushed Stainless Steel front rail